

Glasgow School of English

How to Log in to the Placement Test



Step 1

Visit <http://learningzone.gsoe.co.uk> and you will see the screen below. Click on 'Students' as shown by the red arrow below.

The screenshot shows the homepage of the Glasgow School of English LearningZone. At the top, the title 'Glasgow School of English LearningZone' is displayed in blue. To the right, it says 'You are not logged in. (Login)' and 'English (en)'. Below the title, there are several sections: 'Welcome to LearningZone' with a message about being an online resource; 'Site news' with a note that no news has been posted yet; 'Course categories' with links for 'Students', 'Teachers', and 'Agents', where a red arrow points to 'Students'; 'Search Forums' with a search bar and 'Go' button; and 'Learn English on the web' with a list of social media posts. A 'Main Menu' is also visible on the left side.

Then click on 'PLACEMENT TEST' as shown below.

The screenshot shows the 'Courses' page on the Glasgow School of English LearningZone. The title is 'Glasgow School of English LearningZone: Courses'. At the top right, it says 'You are not logged in. (Login)'. Below the title, there is a breadcrumb trail: 'LearningZone Home > Course categories > Students'. A search bar for courses is present. The 'Course categories' dropdown menu is set to 'Students'. Below this, there are three course listings: 'PLACEMENT TEST' (Multiple-choice level placement test.), 'Information for Students' (Useful information for students before and after they arrive in Glasgow.), and 'Self-Study Resources' (Additional learning materials to help students focus on their own language needs and learning style.). A red arrow points to the 'PLACEMENT TEST' link.

Step 2

Next, click on 'Create new account' as show by the red arrow.

Glasgow School of English Learning Zone You are not logged in. (Login)

LearningZone Home ▶ Login to the site English (en)

Returning to this web site?

Login here using your username and password (Cookies must be enabled in your browser) ?

Username

Password Login

Forgotten your username or password?

Yes, help me log in

Is this your first time here?

You will need to set a username and password and input your email address, first name, family name, city, country to log in.

The system will then send you an email. Open this email and click on the link to set up your user account.

Please note you can register only once for the LearningZone. If you experience any problems contact a.watt@glasgowsofenglish.com.

Create new account

You are not logged in. (Login)

Home

Step 3

Enter a username and password of your choice. Enter your email address, name, city and country and click 'Create my new account' as shown by red arrow. On the next screen click 'continue'. The website will send an email to the email address you entered.

New account You are not logged in. (Login)

LearningZone Home ▶ Login ▶ New account English (en)

Choose your username and password

Username* username

Password* Unmask

More details

Email address* student@hotmail.com

Email (again)* student@hotmail.com

First name* name

Surname* surname

City/town* city

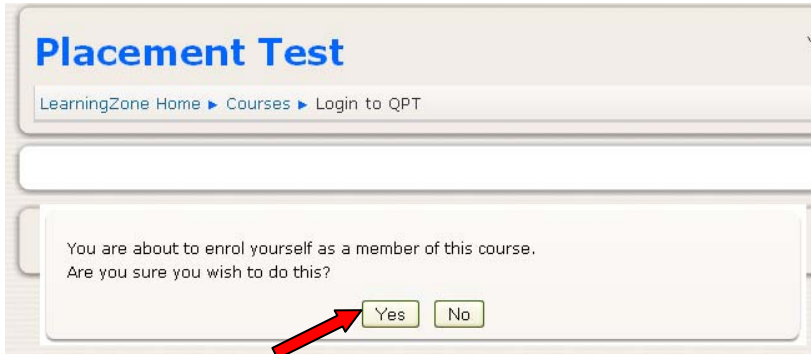
Country* Select a country

Create my new account Cancel

There are required fields in this form marked*.

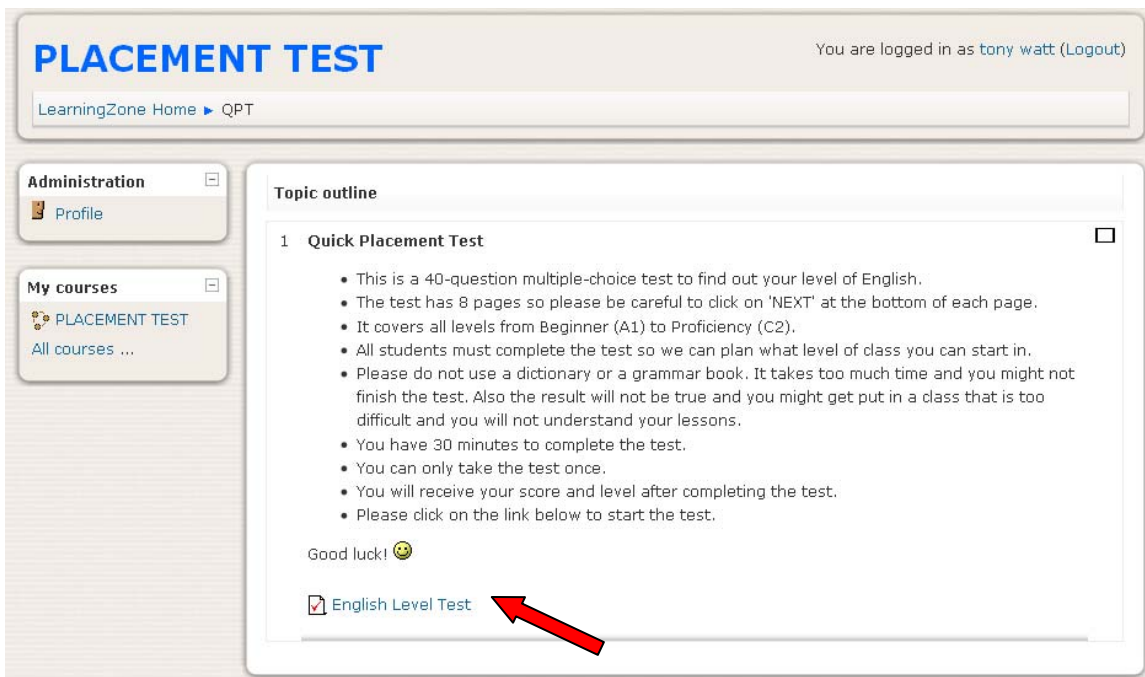
Step 4

Check your email account, you should receive an email from **'Tony Watt (School Manager)'** with subject **'Glasgow School of English LearningZone: account confirmation'**. Open the email and click on the confirmation link which will take you back to the LearningZone website. When you see the confirmation below, click **'yes'**.



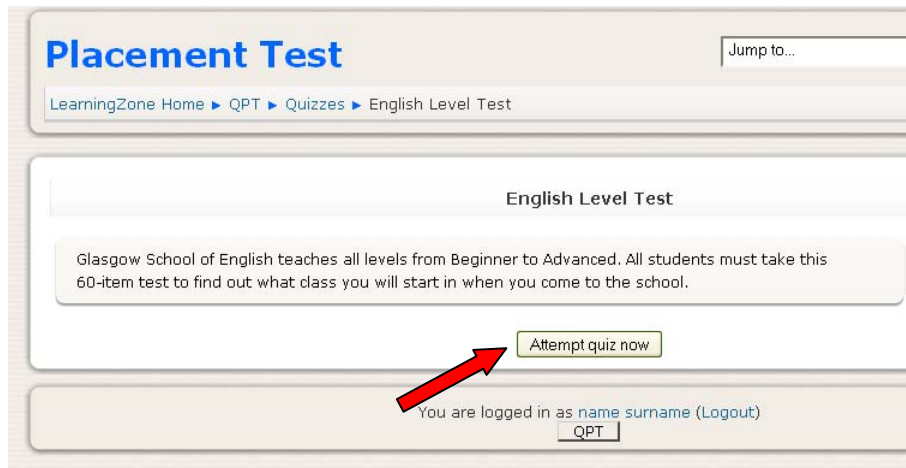
Step 5

You will now see the Placement Test outline page. **Read the test instructions carefully** and click on the **'English Level Test'** when you are ready.



Step 6

Click on attempt quiz now as shown by the red arrow.

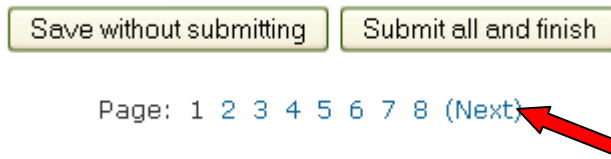


Step 7

A pop up window will remind you there is a time limit and that you only have one chance to take the test, if you are ready click 'OK' to start the test.

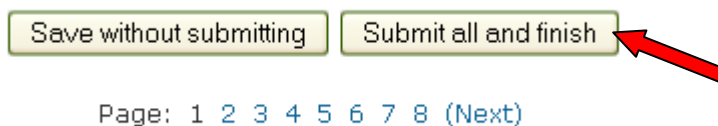
Step 8

During the test be careful to complete all 8 pages. To go to the next page click **(Next)** as shown below. When you are finished click the **'Submit all and finish'** button.



Step 9

When you are finished click the **'Submit all and finish'** button.



Step 10: END

When you complete the test, your grade and English level will appear on the screen. Finally please email Nicqui at n.macleod@glasgowschoolofenglish.com to let the school know you have completed the test. You do not need to email us your grade or level. If you have any technical problems logging in or accessing the placement test please email Tony at a.watt@glasgowschoolofenglish.com.