



UK Visas
& Immigration

Applying for a visa
to study in the UK

 KNOWLEDGE
IS
GREAT
BRITAIN



The UK's Study Visa Offer

The UK is open for business and genuine students are welcome to study at our world-class institutions.

The UK remains the second most popular destination in the world for international higher education students.

This presentation will cover:

- The student routes we offer
- The application process
- Supporting documents you will need
- Student interviews
- Why visas are sometimes refused
- Options after you complete your studies
- Myth busting



The UK's global visa service



93%

of student (Tier 4)
applications are
successful



213,000

Tier 4 applications
granted in the last
year



97%

of all visa applications
issued within 15
working days

Student visa routes

There are three visa routes that international students can use to study in the UK. They are:

- Tier 4 (General)
- Tier 4 (Child)
- Short-term study

Visa nationals are required to apply for their Tier 4 and Short-term study visa before they travel to the UK.

Non-visa nationals are required to apply under Tier 4 before they travel to the UK but do not need to obtain a Short-term study visa before arrival. You will be stamped in as a Short-term student by the border official.

From 6 April 2015, non-EEA students who apply to come to the UK to study for longer than 6 months will be required to pay a health surcharge. This costs £150 for students and entitles you to access the National Health Service (NHS) in the same way as a permanent UK resident.



Tier 4 (General) visa

Tier 4 (General) visa

Suitable if you want to come to the UK to study as an adult student or for post-16 education.

- ✓ You are allowed to study for a course that is longer than 6 months.

However you must:

- ✓ Have applied for a course with an approved Tier 4 sponsor (a list can be found on our website).
- ✓ Have been issued with a Confirmation of Acceptance for Studies (CAS).
- ✓ Provide all the supporting documentation when you make your Tier 4 (General) application.
- ✓ Have sufficient funds to support yourself.
- ✓ Have an appropriate level of English for your course.



Tier 4 (General) visa holders are not allowed to:

- ✗ Work more hours than their visa conditions allow.
- ✗ Change institutions without first notifying UKVI and applying for a fresh visa.
- ✗ Stop studying without notifying UKVI.
- ✗ Get public funds.
- ✗ Work as a professional sportsperson, including a sports coach.

Always check the conditions attached to your visa!

Tier 4 (Child) visa

Tier 4 (Child) visa

Suitable if you are aged 4-17 and you want to come to the UK to:

- ✓ Study at an independent school

You must have suitable arrangements in place for your travel, reception and care in the UK.

Tier 4 (Child) visa holders are not allowed to:

- ✗ Study at a publicly funded school
- ✗ Take a full-time permanent job or be self-employed
- ✗ Change institutions without first informing UKVI
- ✗ Alter the care arrangement put in place as a condition of the visa without informing UKVI



Studying whilst on a Short-term study visa

Short-term study visa

Suitable if you want to study in the UK for a short time:

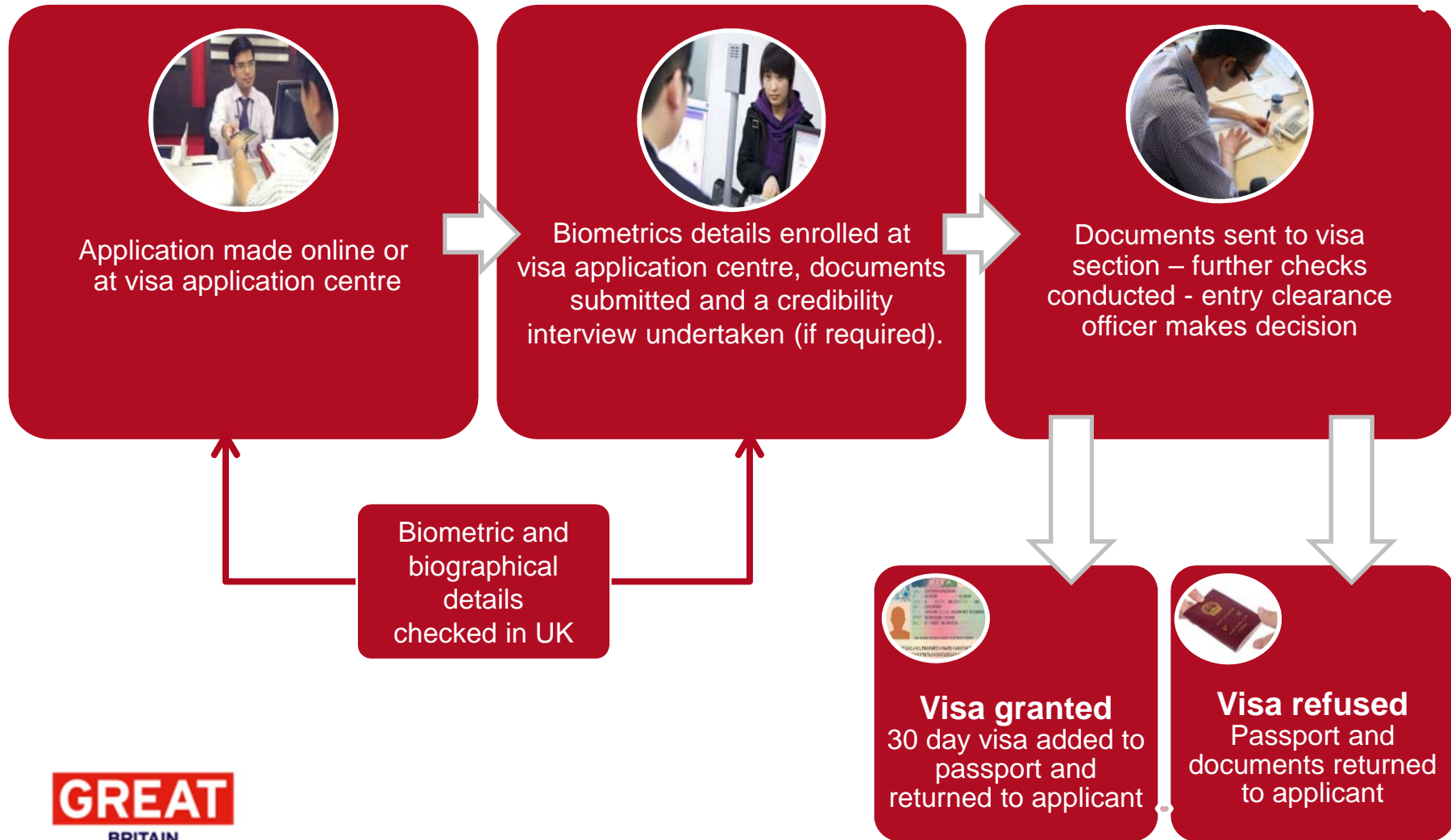
- ✓ On a short course – no more than 6 months (or 11 months if doing English Language).
- ✓ You must study with an institution which holds a Tier 4 licence, or has been accredited by a recognised body (BAC, Accreditation UK, ABLIS, ASIC)

Short-term study visa holders are not allowed to:

- ✗ Work in the UK
- ✗ Study at a state school
- ✗ Bring family members with them – they must apply separately
- ✗ Extend their stay



Visa application process

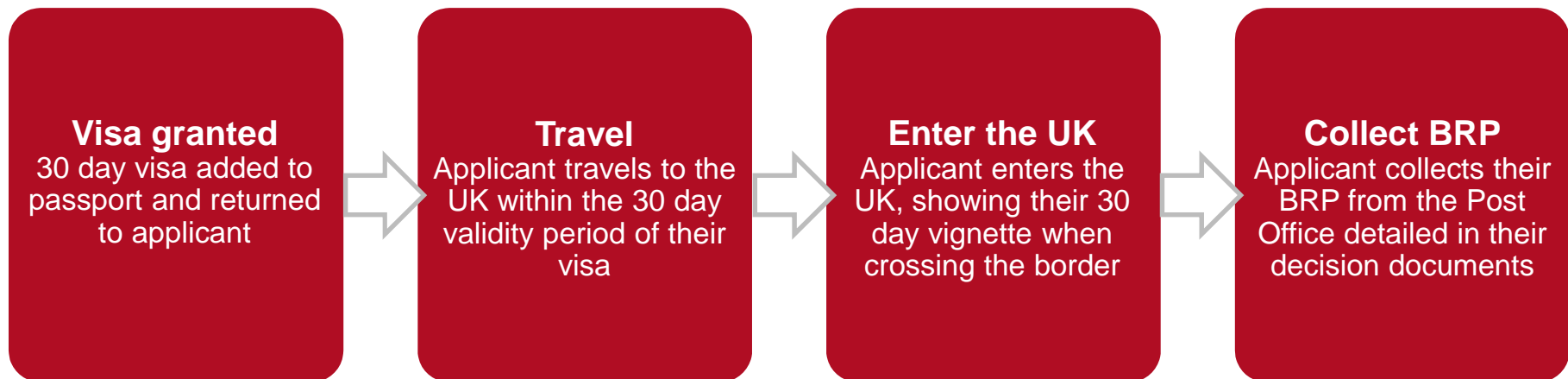


Biometric Residence Permits

The Home Office has introduced Biometric Resident Permits (BRPs) for applicants applying to come to the UK for more than six months. You will apply for a BRP at the same time as you make your visa application.

If your visa application is successful, you will be given a vignette valid for 30 days. This will allow you to enter the UK. You must then collect your BRP from the Post Office branch you selected as part of your application no later than 10 days after your arrival in the UK.

Your Tier 4 sponsor must keep a copy of your BRP and you must keep the original.



Tier 4 - Supporting documents

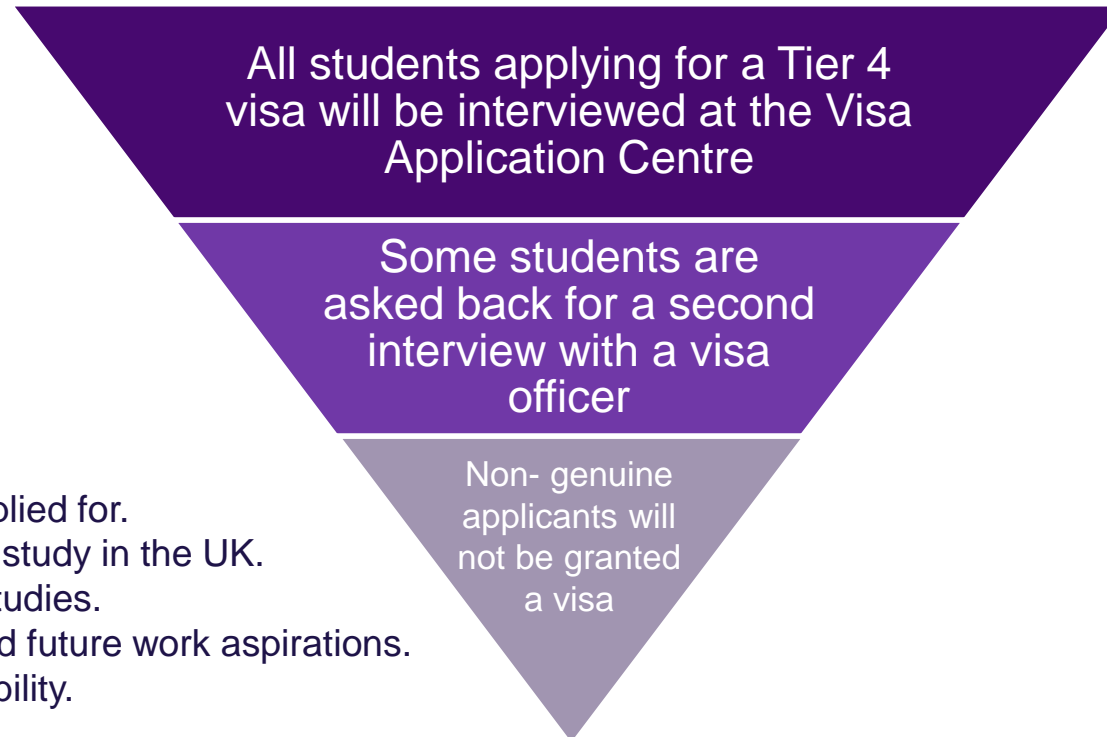
You will need to provide a number of documents when you make your application. Here are some of the documents you may need:

- A current passport or other valid travel documentation.
- A Confirmation of Acceptance for Studies (CAS).
- Evidence of your qualifications as specified in the CAS.
- Evidence of English language ability for those who need to demonstrate it.
- Evidence of your finances as detailed in the Tier 4 (General) guidance.
- An Academic Technology Approval Scheme (ATAS) certificate (if applicable).
- A Tuberculosis certificate (if applicable).

For a more information please visit our website www.gov.uk/check-uk-visa



Student interviews



Interviews cover:

- The course you have applied for.
- Reasons for choosing to study in the UK.
- How you will fund your studies.
- Your previous studies and future work aspirations.
- Your English language ability.

Provided you are a genuine student the interviews are nothing to be nervous about.



Common reasons student visas are refused

- Not including the correct supporting documents or submitting documents without translations or in the wrong format.
- Failing to disclose full travel or immigration history.
- Not meeting the 28 day financial rule on funds or not holding the funds in an account in which you or your parents or sponsors are named.
- Not providing evidence of the relationship between you and your parents/guardian or sponsor.
- Forgetting to include original education certificates.
- Forgetting to get a Tuberculosis test done (if applicable).



Knowledge of English

To be granted a Tier 4 visa you will need to have a good knowledge of English.

- Higher Education Institutes (HEI) can choose how they assess a student's knowledge of English. However, if you are not studying at a HEI you will need to provide a Secure English Language Test certificate to demonstrate your level of English ability.
- There are test centres around the world.

To find you nearest provider and the level of English you require, visit www.gov.uk/check-uk-visa



Work options after you complete your studies

The UK has a number of employment opportunities for university students when they complete their studies.

The following work options are available to you:

- ✓ The Doctorate Extension Scheme
- ✓ Tier 2 (General)
- ✓ Tier 1 (Graduate Entrepreneur)
- ✓ Tier 1 (Exceptional Talent)
- ✓ Tier 5 (Internship)

To find out more visit www.gov.uk/check-uk-visa



You are not allowed to:

- X Work more hours than your visa conditions allow
- X Change courses or switch to a new college part way through your course without notifying UK Visas & Immigration.
- X Stop studying without notifying UK Visas and Immigration.
- X Overstay your visa at the end of your course.
- X Access benefits or housing services.
- X Bring dependants unless you are on a postgraduate level course lasting longer than 12 months, or you are on a government funded scheme.



Myth busting

But I won't be able to stay on after my course and find a job?

I have heard that it's very difficult to get a UK study visa?

But isn't the UK unwelcoming to students and trying to keep the numbers coming down?

If I go to the UK I won't be able to work alongside studying to help pay for my course?

Any questions?



GREAT

BRITAIN

